

# CLARITY

## USER GUIDE

# D613HS™

### Amplified Cordless DECT Expandable Handset

(Compatible only with

Clarity D603, D613 and D613C)



Clarity, a Division of Plantronics, Inc.  
4289 Bonny Oaks Drive, Suite 106  
Chattanooga, TN 37406  
1-800-426-3738  
www.clarityproducts.com

## IMPORTANT SAFETY INSTRUCTIONS

Privacy of communications may not be ensured when using this phone.

Warning: To maintain the compliance with the FCC's RF exposure guideline, place the base unit at least 20 cm from nearby persons. For body worn operation, this handset has been tested and meets the FCC RF exposure guidelines when used with the Clarity accessories supplied or designated for this product. Use of other accessories may not ensure compliance with FCC RF exposure guidelines.

When using your telephone equipment, basic safety precautions should always be followed to reduce the risk of fire, electric shock and injury to persons including the following:

1. Read and understand all instructions.
2. Follow all warnings and instructions marked on the telephone.
3. Do not use this telephone near a bathtub, wash basin, kitchen sink or laundry tub, in a wet basement, near a swimming pool or any where else there is water.
4. Avoid using a telephone (other than a cordless type) during a storm. There may be a remote risk of electrical shock from lightning.
5. Do not use the telephone to report a gas leak in the vicinity of the leak.
6. Unplug this telephone from the wall outlets before cleaning. Do not use liquid cleaners or aerosol cleaners on the telephone. Use a damp cloth for cleaning.
7. Place this telephone on a stable surface. Serious damage and/or injury may result if the telephone falls.
8. Do not cover the slots and openings on this telephone. This telephone should never be placed near or over a radiator or heat register. This telephone should not be placed in a built-in installation unless proper ventilation is provided.
9. Operate this telephone using the electrical voltage as stated on the base unit or the owner's manual. If you are not sure of the voltage in your home, consult your dealer or local power company.
10. Do not place anything on the power cord. Install the telephone where no one will step or trip on the cord.
11. Do not overload wall outlets or extension cords as this can increase the risk of fire or electrical shock.
12. Never push any objects through the slots in the telephone. They can touch dangerous voltage points or short out parts that could result in a risk of fire or electrical shock. Never spill liquid of any kind on the telephone.
13. To reduce the risk of electrical shock, do not take this phone apart. Opening or removing covers may expose you to dangerous voltages or other risks. Incorrect reassembly can cause electric shock when the appliance is subsequently used.
14. Unplug this product from the wall outlet and refer servicing to the manufacturer under the following conditions: when the power supply cord or plug is frayed or damaged; if liquid has been spilled into the product; if the telephone has been exposed to rain or water; if the telephone has been dropped or the case has been damaged; if the telephone exhibits a distinct change in performance; if the telephone does not operate normally by following the operating instructions. Adjust only those controls that are covered by the operating instructions. Improper adjustment may require extensive work by a qualified technician to restore the telephone to normal operation;
15. Never install telephone wiring during a lightning storm.
16. Never install telephone jacks in wet locations unless the jack is specifically designed for wet locations.
17. Never touch uninsulated telephone wires or terminals unless the telephone line has been disconnected at the network interface.
18. Use caution when installing or modifying telephone lines.

## INTRODUCTION

The D613HS is an expandable handset that is compatible with the Clarity D613, D603 and D613C. The D613, D603 and D613C will support up to 5 handsets.

Additional information can be found in the D613/D603/D613C User Guides.

## INSTALLING YOUR D613HS

1. Connect the DC adapter cord into the DC 6V 300mA port on the bottom of the base; plug the adapter into your wall outlet. See Figure 1.
2. Slide open the battery compartment door and connect the rechargeable battery into the battery compartment. See Figure 2.
3. Put the handset on the base to charge for at least 24 hours before first use. Subsequent charging time should be 6-8 hours a day.

Figure 1

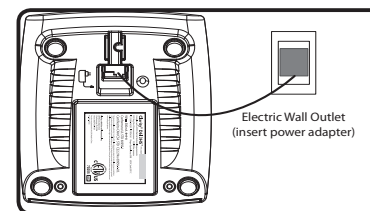
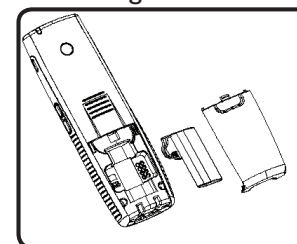


Figure 2



## ADDITIONAL HANDSETS

### To register your additional handset

The original handset is pre-registered for use. Up to 5 handsets can be registered to one base station. Additional handsets must be registered to the base before you can use them.

1. Place the unregistered handset on the charger.
2. Press and hold the FIND button for 4 seconds on the base.
3. Release the FIND button once the IN USE light starts to flash.
4. A confirmation tone will sound when registration is successful. Handset X is displayed where X denotes the number of handsets. The phone will then go back to idle.

### De-register All Handsets

1. Unplug the power from the base.
2. Press and hold the FIND button on the base for 10 seconds.
3. Plug back in the power of the base.
4. Release once the IN USE light starts to flash rapidly.
5. Within 2 seconds, press and release the FIND button on the base again. This will de-register all handsets. The IN USE light on the base will be OFF and NOT REGISTERED will display on each handset menu screen.

## SPECIFICATIONS

**Amplified dB Level:** 30dB

### Dimensions

Handset Size: 7" x 2" x 1 1/4" (H x W x D)

Base Size: 2 1/2" x 3 1/2" x 4" (H x W x D)

### Weight

Handset Weight: 3.14 ounces

Charger Weight: 4 ounces

### Power Requirements

DC Adapter: 6V, 300 mA

Battery: 2.4V 550mAh Ni-MH

## TROUBLESHOOTING

### Registration

#### Unable to register another handset

1. If there is a total of 5 handsets registered, the maximum has been reached.
2. The display shows NOT REGISTERED. You must de-register a handset in order to register a new one.

## BATTERY SAFETY INFORMATION

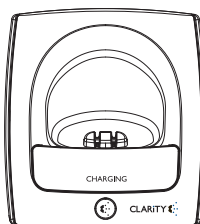
### Dispose of used batteries according to the instructions.

1. Do not dispose of the battery in a fire as it may explode. Check with local codes for possible special disposal instructions.
2. Do not open or mutilate the battery. Released electrolyte is corrosive and may cause damage to the eyes and skin. It may be toxic if swallowed.
3. Exercise care in handling batteries in order not to short the battery with conducting materials such as rings, bracelets and keys. The battery or conduction material may overheat and cause burns.

## CONTENTS & PARTS CHECKLIST

Your package includes all the items as shown here. If there is anything missing, please contact our Customer Care Department immediately.

**NOTE: PLEASE RETAIN A COPY OF PROOF OF PURCHASE FOR YOUR RECORDS.**



Charger



User guide



Handset



Battery pack



DC adapter  
6V 300mA

© 2009 Clarity, a division of Plantronics, Inc. All rights reserved. Amplifying your life, Clarity, the amplification device, Clarity and the amplification device combined, Clarity, D613HS, D603, D613, D613C, Clarity Power are trademarks or registered trademarks of Plantronics, Inc.  
Rev. E (9-09)

## REGULATORY COMPLIANCE

### Part 68 of FCC Rules Information

a) This equipment complies with Part 68 of the FCC rules and the requirements adopted by the ACTA. On the bottom of this equipment is a label that contains, among other information, a product identifier in the format US:AAAEQ##TXXXX. If requested, this number must be provided to the telephone company.

b) A plug and jack used to connect this equipment to the premises wiring and telephone network must comply with the applicable FCC Part 68 rules and requirements adopted by the ACTA. A compliant telephone cord and modular plug, RJ1 IC USOC, is provided with this product. It is designed to be connected to a compatible modular jack that is also compliant. See installation instructions for details.

c) The REN is used to determine the number of devices that may be connected to a telephone line. Excessive RENs on a telephone line may result in the devices not ringing in response to an incoming call. In most but not all areas, the sum of RENs should not exceed five (5.0). To be certain of the number of devices that may be connected to a line, as determined by the total RENs, contact the local telephone company. For products approved after July 23, 2001, the REN for this product is part of the product identifier that has the format US:AAAEQ##TXXXX.

The digits represented by ## are the REN without a decimal point (e.g., 03 is a REN of 0.3). For earlier products, the REN is separately shown on the label.

d) If this telephone equipment causes harm to the telephone network, the telephone company will notify you in advance that temporary discontinuance of service may be required. But if advance notice isn't practical, the telephone company will notify the customer as soon as possible. Also, you will be advised of your right to file a complaint with the FCC if you believe it is necessary.

e) The telephone company may make changes in its facilities, equipment, operations or procedures that could affect the operation of the equipment. If this happens the telephone company will provide advance notice in order for you to make necessary modifications to maintain uninterrupted service.

f) If trouble is experienced with this telephone equipment, for repair or warranty information, please contact Clarity, 1-800-426-3738. If the equipment is causing harm to the telephone network, the telephone company may request that you disconnect the equipment until the problem is resolved.

g) This telephone equipment is not intended to be repaired and it contains no repairable parts. Opening the equipment or any attempt to perform repairs will void the warranty. For service or repairs, call 1-800-426-3738.

h) Connection to party line service is subject to state tariffs. Contact the state public utility commission, public service commission or corporation commission for information.

## REGULATORY COMPLIANCE

### Part 68 of FCC Rules Information

i) If your home has specially wired alarm equipment connected to the telephone line, ensure the installation of this telephone equipment does not disable your alarm equipment. If you have questions about what will disable alarm equipment, consult your telephone company or a qualified installer.

j) This telephone equipment is hearing aid compatible.

### Customer-Owned Coin/Credit Card Phones:

To comply with state tariffs, the telephone company must be given notification prior to connection. In some states, the state public utility commission, public service commission or corporation commission must give prior approval of connection.

### Part 15 of FCC Rules Information

This device complies with Part 15 of the FCC Rules. Operation is subject to the following two conditions: (1) This device may not cause harmful interference, and (2) this device must accept any interference received, including interference that may cause undesired operation.

Your equipment has been tested and found to comply with the limits of a Class B digital device, pursuant to Part 15 of FCC rules. These limits are designed to provide reasonable protection against harmful interference in residential installation.

This equipment generates, uses and can radiate radio frequency energy and, if not installed and used in accordance with the instructions, may cause harmful interference to radio communications. However, there is no guarantee that interference will not occur in a particular installation; if this equipment does cause harmful interference to radio or television reception, which can be determined by turning the equipment off and on, you are encouraged to try to correct the interference by one of the following measures:

1. Where it can be done safely, reorient the receiving television or radio antenna.
2. To the extent possible, relocate the television, radio or other receiver with respect to the telephone equipment. (This increases the separation between the telephone equipment and the receiver.)
3. Connect the telephone equipment into an outlet on a circuit different from that to which the television, radio, or other receiver is connected.
4. Consult the dealer or an experienced Radio/TV Technician for help.

**WARNING:** Changes or modifications not expressly approved by the manufacturer responsible for compliance could void the user's authority to operate the equipment.

## PARTY RESPONSIBLE FOR REGULATORY COMPLIANCE

**Clarity, A Division of Plantronics, Inc.**  
4289 Bonny Oaks Drive, Suite 106  
Chattanooga, TN 37406  
Phone: 1-800-426-3738

## REGULATORY COMPLIANCE

### Industry Canada Technical Specifications

#### This product meets the applicable Industry Canada technical specifications.

Before installing this equipment, users should ensure that it is permissible to be connected to the facilities of the local telecommunications company. The equipment must also be installed using an acceptable method of connection. In some cases, the company's inside wiring associated with a single line individual service may be extended by means of a certified connector assembly (telephone extension cord). The customer should be aware that compliance with the above conditions may not prevent degradation of service in some situations. Repairs to certified equipment should be made by an authorized Canadian maintenance facility designated by the supplier.

Any repairs or alterations made by the user to this equipment, or equipment malfunctions, may give the telecommunications company cause to request the user to disconnect the equipment.

Users should ensure for their own protection that the electrical ground connections of the power utility, telephone lines and internal metallic water pipe system, if present, are connected together. This precaution may be particularly important in rural areas.

**WARNING:** Users should not attempt to make such connections themselves, but should contact the appropriate electrical inspection authority, or electrician, as appropriate.

The Ringer Equivalence Number is an indication of the maximum number of terminals allowed to be connected to a telephone interface. The termination on an interface may consist of any combination of devices subject only to the requirement that the sum of the Ringer Equivalence Numbers of all the devices does not exceed five.

This Class B digital apparatus complies with Canadian ICES-003.

(The term "IC:" before the certification/registration number only signifies that the Industry Canada technical specifications were met.)

## WARRANTY SERVICE INFORMATION

**Incidental or Consequential Damages:** Neither Clarity nor your retailer dealer or selling distributors has any responsibility for any incidental or consequential damages including without limitation, commercial loss or profit, or for any incidental expenses, expenses, loss of time, or inconvenience. Some states do not allow exclusion or limitation of incidental or consequential damage, so the above limitation or exclusion may not apply to you.

**Other Legal Rights:** This warranty gives you specific legal rights and you may also have other rights which vary from state to state.

## WARRANTY SERVICE INFORMATION

To obtain warranty service, please prepay shipment and return the unit to the appropriate facility listed below.

Clarity Service Center 4289 Bonny Oaks Drive, Suite 106 Chattanooga, Tennessee 37406	Plantronics Service Centre 2732 Etienne Lenoir Laval, Quebec H7R 0A3
--	--

Tel: (423) 629-3500 or  
(800) 426-3738

Tel: (800) 540-8363  
or (514) 956-8363

Fax: (423) 622-7646  
or (800) 325-8871

Fax: (514) 956-1825

Please use the original container, or pack the unit(s) in a sturdy carton with sufficient packing material to prevent damage. Include the following information:

A proof-of-purchase indicating model number and date of purchase;

Bill-to address;

Ship-to address;

Number and description of units shipped;

Name and telephone number of person to call, should contact be necessary;

Reason for return and description of the problem.

Damage occurring during shipment is deemed the responsibility of the carrier, and claims should be made directly with the carrier.

The following warranty and service information applies only to products purchased and used in the U.S. and Canada. For warranty information in other countries, please contact your local retailer or distributor.

**Limited Warranty:** Clarity, a division of Plantronics, Inc. ("Clarity") warrants to the original consumer purchaser that, except for limitations and exclusions set forth below, this product shall be free from defects in materials and workmanship for a period of one (1) year from the date of original purchase ("Warranty Period"). The obligation of Clarity under this warranty shall be at Clarity's option, without charge, of any part or unit that proves to be defective in material or workmanship during the Warranty Period.

**Exclusions from Warranty:** This warranty applies only to defects in factory materials and factory workmanship. Any condition caused by accident, abuse, misuse or improper operation, violation of instructions furnished by Clarity, destruction or alteration, improper electrical voltages or currents, or repair or maintenance attempted by anyone other than Clarity or an authorized service center, is not a defect covered by this warranty. Telephone companies manufacture different types of equipment and Clarity does not warrant that its equipment is compatible with the equipment of a particular phone company.

**Implied Warranties:** Under state law, you may be entitled to the benefit of certain implied warranties. These implied warranties will continue in force only during the warranty period. Some states do allow limitations on how long an implied warranty lasts, so the above limitation may not apply to you.